

www.mrc-papers.com



CLASSIFIED

International Examinations Papers

Mob: +974 55249797 / 55258711

E-mail: rashed.saba@gmail.com

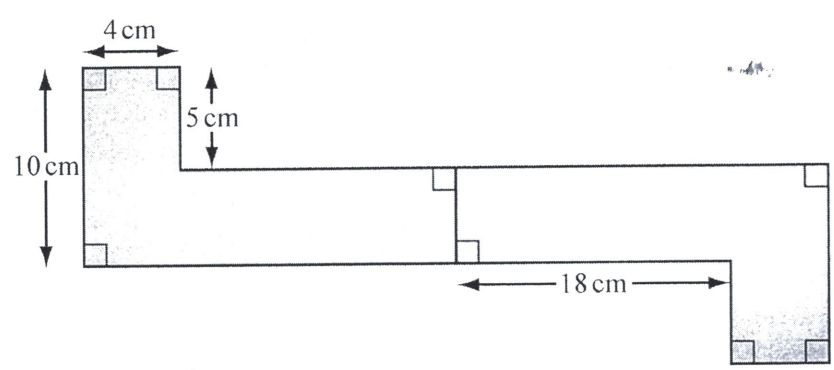
MATHEMATICS -CORE

TOPIC- Shaded area

13-7-13

For
Examiner's
Use

1




NOT TO
SCALE

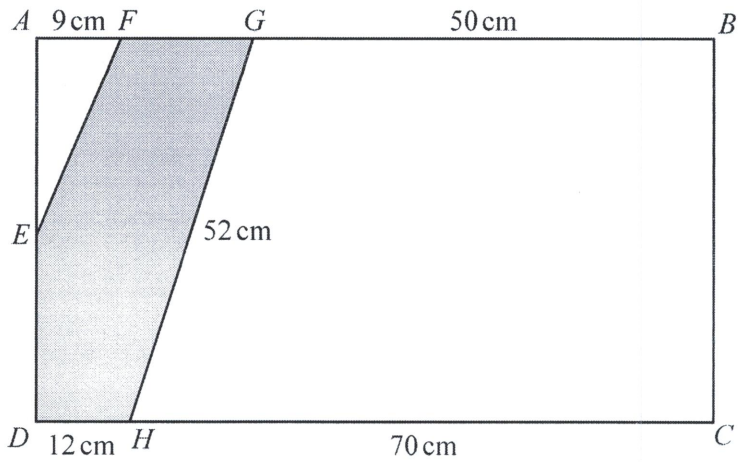
The shaded shape has rotational symmetry of order 2.

Work out the shaded area.

Answer cm² [3]



0 2



NOT TO SCALE



The diagram shows a rectangle $ABCD$ divided into three sections by the lines EF and HG .
 $AF = 9$ cm, $GB = 50$ cm, $DH = 12$ cm, $HC = 70$ cm and $HG = 52$ cm.

(a) Write down the mathematical name of

(i) quadrilateral $BCHG$,

Answer(a)(i) [1]

(ii) the shaded polygon.

Answer(a)(ii) [1]

(b) (i) Show by calculation that $BC = 48$ cm.

Answer(b)(i)

[2]

(ii) Calculate the area of rectangle $ABCD$.

Answer(b)(ii) cm^2 [2]

(c) Calculate

(i) the perimeter of $BCHG$,

Answer(c)(i) cm [1]

(ii) the area of $BCHG$.

Answer(c)(ii) cm^2 [2]


(d) E is the midpoint of AD .

Find the area of triangle AEF .

Answer(d) cm^2 [3]

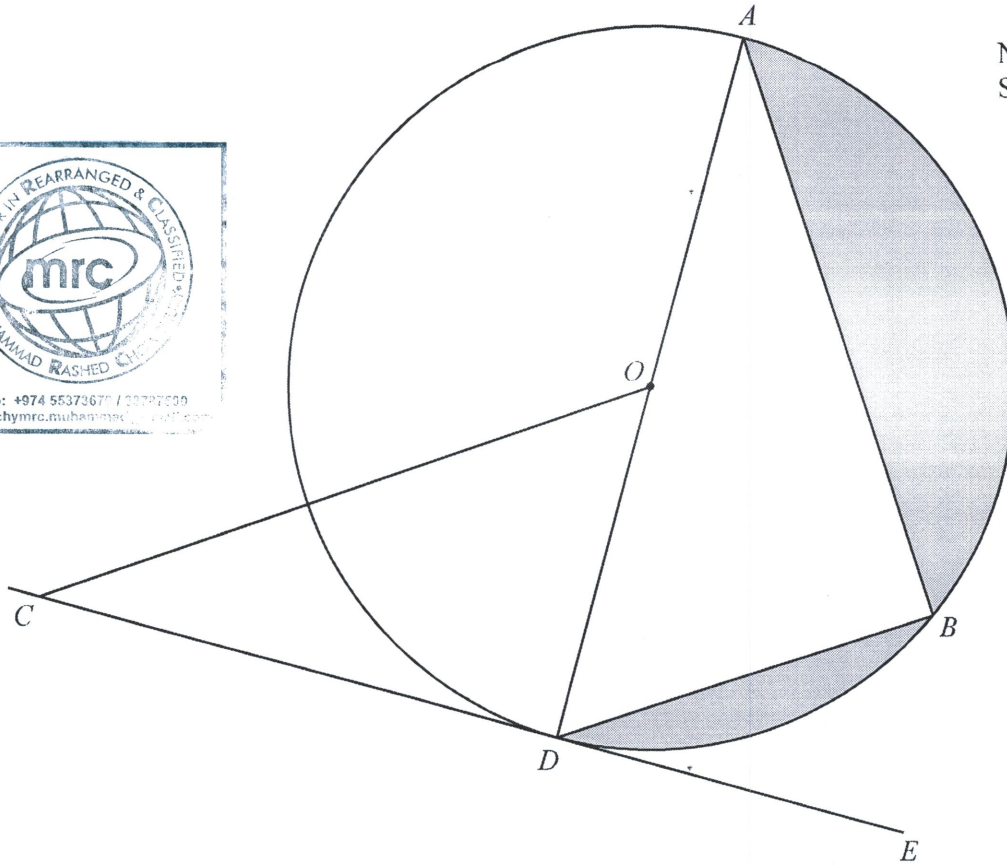
(e) Work out the area of the shaded polygon.

Answer(e) cm^2 [1]





NOT TO SCALE



The diagram shows a circle, centre O and diameter AD .
 B is on the circumference of the circle and the line CDE touches the circle at D .
 $AD = 21$ cm and $CD = 16$ cm.

(a) Calculate

(i) the circumference of the circle,

Answer(a)(i) cm [2]

(ii) the area of the circle.

Answer(a)(ii) cm² [2]

(b) (i) Write down the size of angle ABD .

Answer(b)(i) Angle $ABD = \dots\dots\dots$ [1]

(ii) $BD = 9$ cm.

Show that $AB = 19.0$ cm, correct to 3 significant figures.

Answer(b)(ii)

[3]

(c) (i) Calculate the area of triangle ABD .

Answer(c)(i) cm^2 [2]

(ii) Work out the total area of the shaded segments of the circle.

Answer(c)(ii) cm^2 [2]

(d) (i) Write down the mathematical name of the line CDE .

Answer(d)(i) [1]

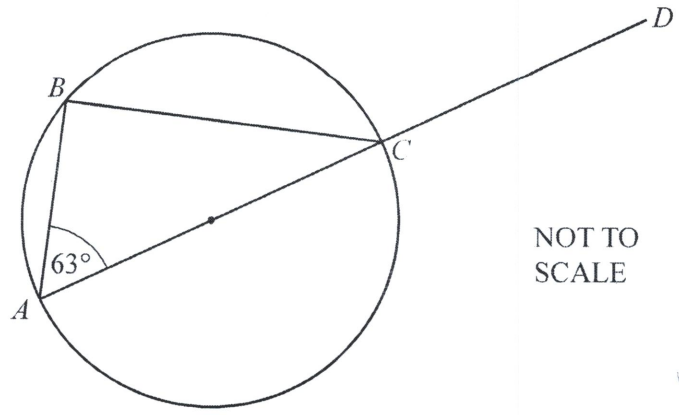
(ii) Write down the mathematical name of the line OD .

Answer(d)(ii) [1]

(iii) Use trigonometry to calculate the size of angle OCD .

Answer(d)(iii) Angle $OCD = \dots\dots\dots$ [2]

04(a)



NOT TO SCALE

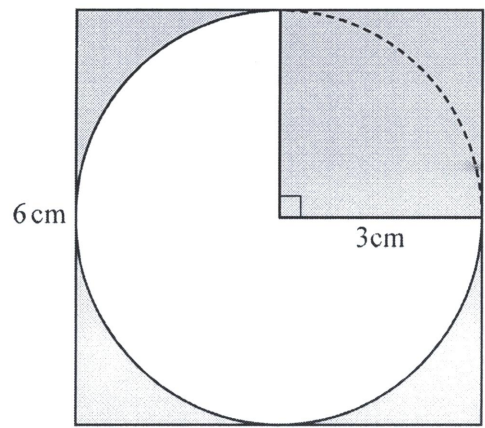


A, B and C lie on a circle with diameter AC .
 AC is extended to D and angle $BAC = 63^\circ$.

Work out angle BCD .
 Give reasons to explain your answer.

Answer(a) Angle $BCD = \dots\dots\dots$ because $\dots\dots\dots$
 $\dots\dots\dots$
 $\dots\dots\dots$ [4]


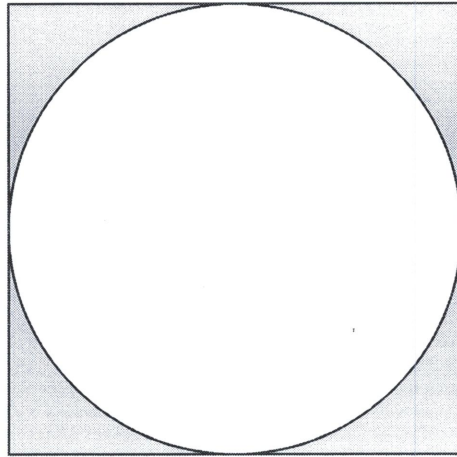
(b)



NOT TO SCALE

The diagram shows a circle with radius 3 cm inside a square of side 6 cm.
 Calculate the shaded area.

Answer(b) $\dots\dots\dots$ cm^2 [5]



The diagram shows a circle inside a square.
The circumference of the circle touches all four sides of the square.

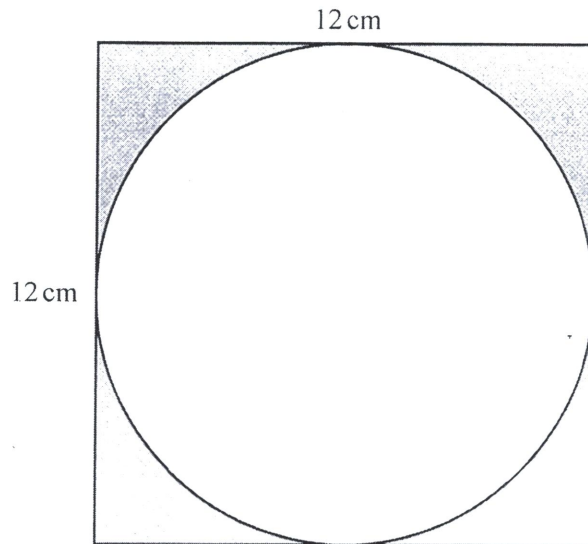
- (a) Calculate the area of the circle when the side of the square is 15 cm.

Answer(a) cm² [2]

- (b) Draw all the lines of symmetry on the diagram. [2]

Question 22 is printed on the next page.

06



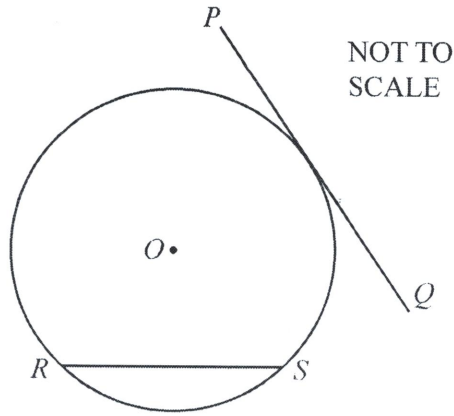
NOT TO
SCALE

The diagram shows a circle inside a square of side 12 cm.
The circle touches each side of the square.


Calculate the area of the shaded part of the diagram.

Answer cm² [3]

07 (a)



NOT TO SCALE



The diagram shows a circle, centre O , and lines PQ and RS .

Write down the mathematical name for

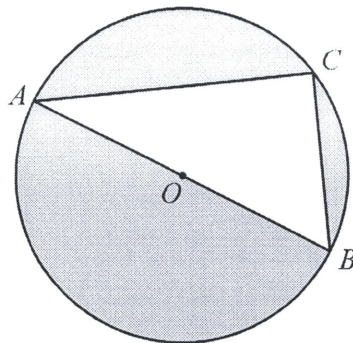
(i) line PQ ,

..... [1]

(ii) line RS .

..... [1]

(b)



NOT TO SCALE

A , B and C are points on the circle, centre O .

(i) Complete the statement.

Angle $ACB = 90^\circ$ because [1]

(ii) $AC = 8$ cm and $BC = 5$ cm.

Calculate the area of triangle ABC .

.....cm² [2]

(iii) Show that the diameter of the circle is 9.43 cm, correct to 2 decimal places.


[2]

(iv) Calculate the area of the circle.

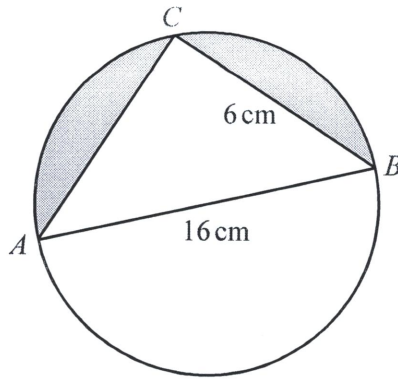
.....cm² [2]

(v) Calculate the percentage of the circle that is shaded.

..... % [2]



Question 9 is printed on the next page.



NOT TO SCALE



In the diagram AB is the diameter of the circle and C is a point on the circumference.
 $AB = 16$ cm and $BC = 6$ cm.

(i) Give a reason why angle $ACB = 90^\circ$.

Answer(c)(i) [1]

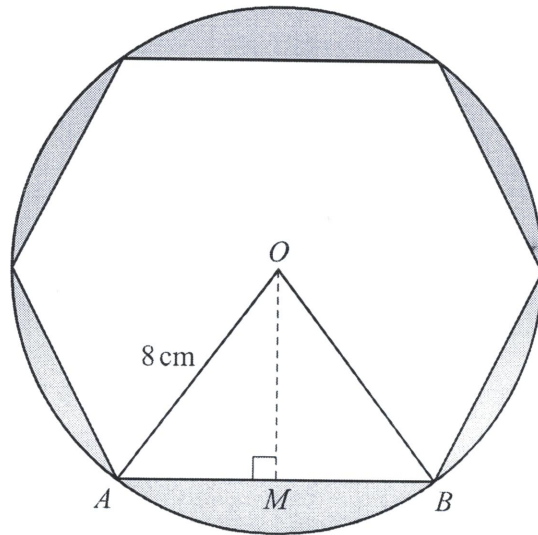
(ii) Calculate AC .

Answer(c)(ii) $AC =$ cm [3]

(iii) Calculate the shaded area.

Answer(c)(iii)cm² [5]

- 9 The diagram shows a regular hexagon inside a circle, centre O and radius 8 cm. Each vertex of the hexagon is on the circumference of the circle. A and B are two vertices of the hexagon and M is the midpoint of AB .



NOT TO
SCALE



(a) Calculate

(i) angle AOB ,

Answer(a)(i) Angle $AOB =$ [1]

(ii) angle AOM .

Answer(a)(ii) Angle $AOM =$ [1]

(b) Write down the length AB .

Answer(b) $AB =$ cm [1]

(c) Show that the length of $OM = 6.93$ cm, correct to 3 significant figures.

Answer(c)

[2]

(d) Calculate the area of triangle AOB .

For
Examiner's
Use

Answer(d) cm^2 [2]

(e) Calculate the shaded area.

Answer(e) cm^2 [4]

Question 10 is printed on the next page.

